

Nestability Circle Box

Kitty Franken © 2009
All Rights Reserved



Supplies

Red card stock 5 ½ x 6 ½ inch

Black card stock

Red two tone stars paper and sticker

Ribbon

Nestabilities: Classic Scalloped Circle, Large, Classic



Scalloped hearts, Classic Scallop circles

Scor-Pal


Scor-Tape

Step 1: With 5 ½ inch length at the top and left fence score at 1 ½ and 4 inch


Step 2: Rotate paper and score at 2 ½ and 4 inch




Step 3: Cut and fold, use double sided tape and form into box.



Step 4: Cut black scalloped circles and embellishments. Apply Scor-Tape to box on both sides.





Step 5: Punch holes for your handle, attach ribbon. Embellish

